

5176264-9 ✓ ACTIVE

AMPMODU | AMPMODU 2 mm

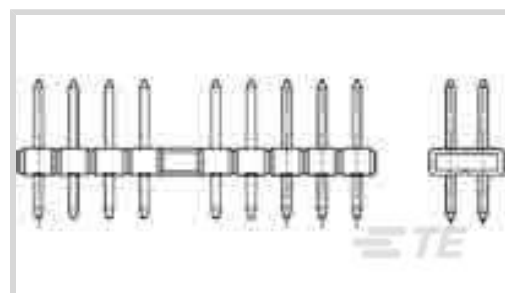
TE Internal #: 5176264-9

PCB Mount Header, Vertical, Board-to-Board, 20 Position, 2 mm [.079 in] Centerline, Unshrouded, Gold, Through Hole - Solder, Signal, AMPMODU 2 mm

[View on TE.com >](#)



Connectors > PCB Connectors > PCB Headers & Receptacles



PCB Connector Assembly Type: **PCB Mount Header**

PCB Mount Orientation: **Vertical**

Connector System: **Board-to-Board**

Number of Positions: **20**

Number of Rows: **2**

Features

Product Type Features

PCB Connector Assembly Type	PCB Mount Header
Connector System	Board-to-Board
Header Type	Unshrouded
Sealable	No
Connector & Contact Terminates To	Printed Circuit Board

Configuration Features

Stackable	No
Connector Contact Load Condition	Fully Loaded
PCB Mount Orientation	Vertical
Number of Positions	20
Number of Rows	2
Board-to-Board Configuration	Parallel

Electrical Characteristics

Dielectric Withstanding Voltage (Max)	650 VAC
Operating Voltage	200 VAC

Body Features

Primary Product Color	Black
-----------------------	-------

Contact Features



Contact Mating Area Length	4 mm[.158 in]
Mating Square Post Dimension	.5 mm[.02 in]
	78.74 μin
PCB Contact Termination Area Plating Material Finish	Matte
Contact Shape & Form	Square
PCB Contact Termination Area Plating Material	Tin
Contact Base Material	Brass
Contact Mating Area Plating Material	Gold
Contact Mating Area Plating Material Thickness	.203 μm[8 μin]
Contact Type	Pin
Contact Current Rating (Max)	1 A

Termination Features

Round Termination Post & Tail Diameter	.6 mm[.024 in]
Termination Post & Tail Length	2.6 mm[.102 in]
Termination Method to Printed Circuit Board	Through Hole - Solder

Mechanical Attachment

Mating Alignment	Without
PCB Mount Retention	Without
PCB Mount Alignment	Without
Connector Mounting Type	Board Mount

Housing Features

Centerline (Pitch)	2 mm[.079 in]
Housing Material	Thermoplastic

Dimensions

Connector Height	1.75 mm[44.45 in]
Row-to-Row Spacing	2 mm[.079 in]
PCB Thickness (Recommended)	1.6 mm[.063 in]

Usage Conditions

Operating Temperature Range	-40 – 105 °C[-40 – 221 °F]
-----------------------------	----------------------------

Operation/Application

Circuit Application	Signal
---------------------	--------

Industry Standards



Approved Standards	CSA LR7189, UL E28476
UL Flammability Rating	UL 94V-0

Packaging Features

Packaging Quantity	750
Packaging Type	Package

Other

Position Locations Omitted	0
----------------------------	---

Product Compliance

[For compliance documentation, visit the product page on TE.com>](#)

EU RoHS Directive 2011/65/EU	Compliant
EU ELV Directive 2000/53/EC	Compliant
China RoHS 2 Directive MIIT Order No 32, 2016	No Restricted Materials Above Threshold
EU REACH Regulation (EC) No. 1907/2006	Current ECHA Candidate List: JUNE 2022 (224) Candidate List Declared Against: JUNE 2022 (224) Does not contain REACH SVHC
Halogen Content	Not Low Halogen - contains Br or Cl > 900 ppm.
Solder Process Capability	Wave solder capable to 265°C

Product Compliance Disclaimer

This information is provided based on reasonable inquiry of our suppliers and represents our current actual knowledge based on the information they provided. This information is subject to change. The part numbers that TE has identified as EU RoHS compliant have a maximum concentration of 0.1% by weight in homogenous materials for lead, hexavalent chromium, mercury, PBB, PBDE, DBP, BBP, DEHP, DIBP, and 0.01% for cadmium, or qualify for an exemption to these limits as defined in the Annexes of Directive 2011/65/EU (RoHS2). Finished electrical and electronic equipment products will be CE marked as required by Directive 2011/65/EU. Components may not be CE marked. Additionally, the part numbers that TE has identified as EU ELV compliant have a maximum concentration of 0.1% by weight in homogenous materials for lead, hexavalent chromium, and mercury, and 0.01% for cadmium, or qualify for an exemption to these limits as defined in the Annexes of Directive 2000/53/EC (ELV). Regarding the REACH Regulation, the information TE provides on SVHC in articles for this part number is based on the latest European Chemicals Agency (ECHA) 'Guidance on requirements for substances in articles' posted at this URL: <https://echa.europa.eu/guidance-documents/guidance-on-reach>

Compatible Parts



TE Part # 2-111623-1
20, 2MM, POL,30 DP, LEAD FREE



TE Part # 1-111626-9
20, 2MM, 30 DP, LEAD FREE



TE Part # 3-1470209-3
RCPT,2MM,20P,VRT MT,8AU,2.6ST

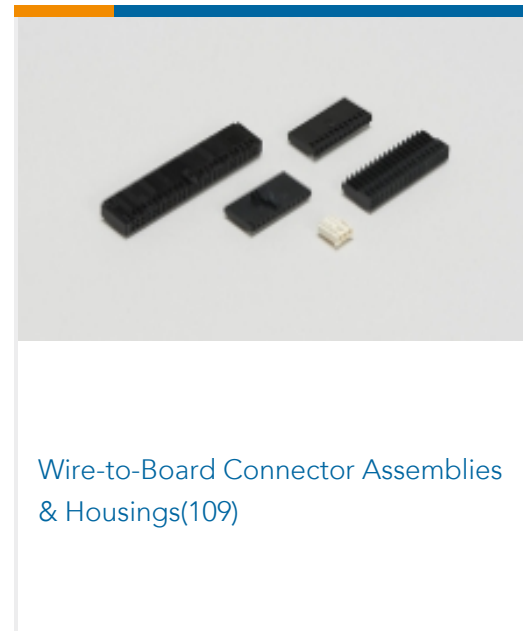


TE Part # 8-1470209-3
RCPT,2MM,20P,VRT MT,30AU,2.6ST


Also in the Series | AMPMODU 2 mm



PCB Headers & Receptacles(9634)



Wire-to-Board Connector Assemblies
& Housings(109)



Wire-to-Board Connector Contacts(27)

Documents

Product Drawings

[AMPMODU 2MM V 20P AU:0.2 BLACK LF](#)

English

CAD Files

Customer View Model

[ENG_CVM_5176264-9_O1.3d_igs.zip](#)

English

Customer View Model

[ENG_CVM_5176264-9_O1.3d_stp.zip](#)

English

Customer View Model

[ENG_CVM_5176264-9_O1.2d_dxf.zip](#)

English

3D PDF

English

By downloading the CAD file I accept and agree to the [Terms and Conditions](#) of use.

Datasheets & Catalog Pages

[AMPMODU_INTERCONNECTION_SYSTEM_SECTION3AND4](#)

English

Product Environmental Compliance

[Product Compliance](#)

English

5176264-9

PCB Mount Header, Vertical, Board-to-Board, 20 Position, 2 mm [.079 in] Centerline,
Unshrouded, Gold, Through Hole - Solder, Signal, AMPMODU 2 mm



Product Compliance

English